

# STATE OF CALIFORNIA MANUFACTURING

**MFG  
COMPANIES**

**30K**



**MFG  
EMPLOYEES**

**1.3M**

**MULTIPLIER  
IMPACT**

**2.5X**

# of jobs created for every one mfg job



**MFG  
WAGES**

**\$87K**

annual average

**MFG GSP**

**288B**

11% of CA of total output



## CALIFORNIA MANUFACTURING IS...

by sub-sector *(partial list)*

Aerospace  
Automotive  
Biotech  
Brewing  
Cement / Ready Mix

Computers & Electronics  
Food Production  
Glass  
Heavy Equipment  
Medical Devices

Packaging  
Patroleum  
Paper  
Plastics  
Pharmaceuticals

Shipbuilders  
Steel  
Telecommunication  
Transportation  
Wine

## Small Manufacturing is BIG

**64%**

of manufacturers have less than 25 employees

## Manufacturing Equals Opportunity

By 2025, **1.9 million** jobs will require some type of middle skill training

## Manufacturing is Diverse

**34%**

of workers are minority

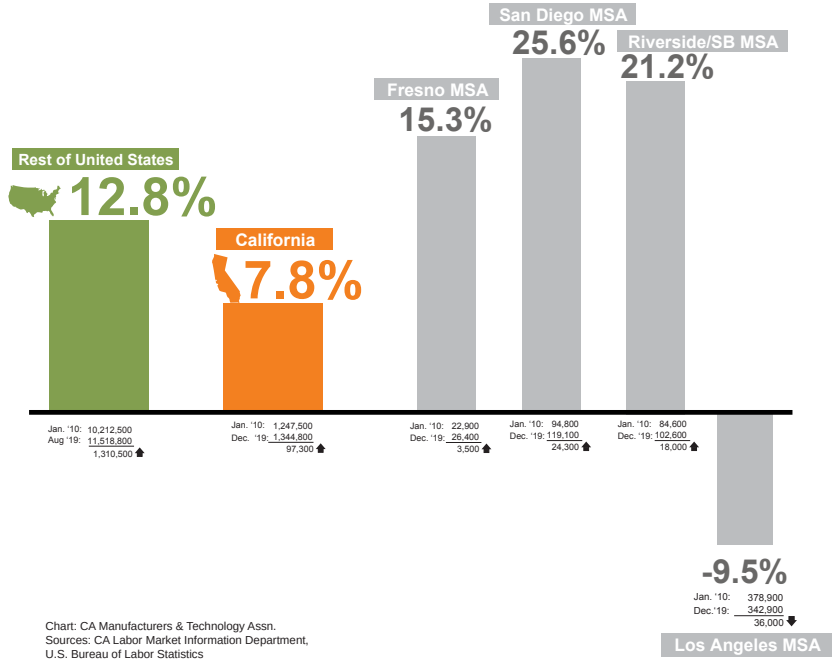


**31%**

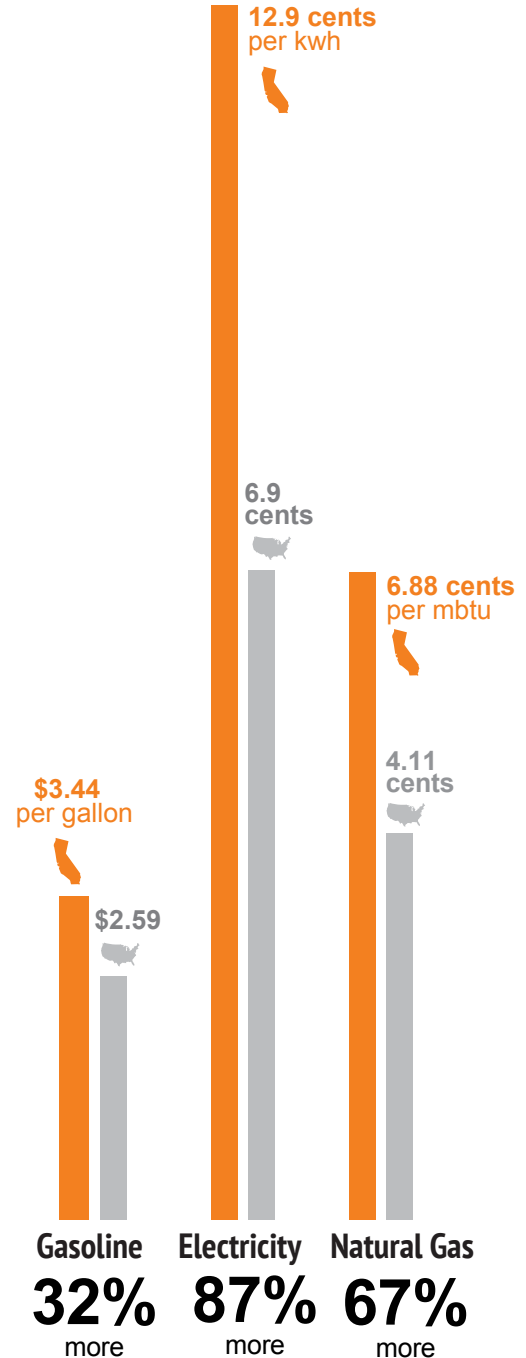
of workers are women

# CA MANUFACTURING VS THE COUNTRY

## CA MFG job growth compared to rest of U.S. Percent change since 2010, end of last recession



## Industrial costs



## CA manufacturing investments not keeping pace with U.S.

Manufacturing investments per 1 million people by state 2017

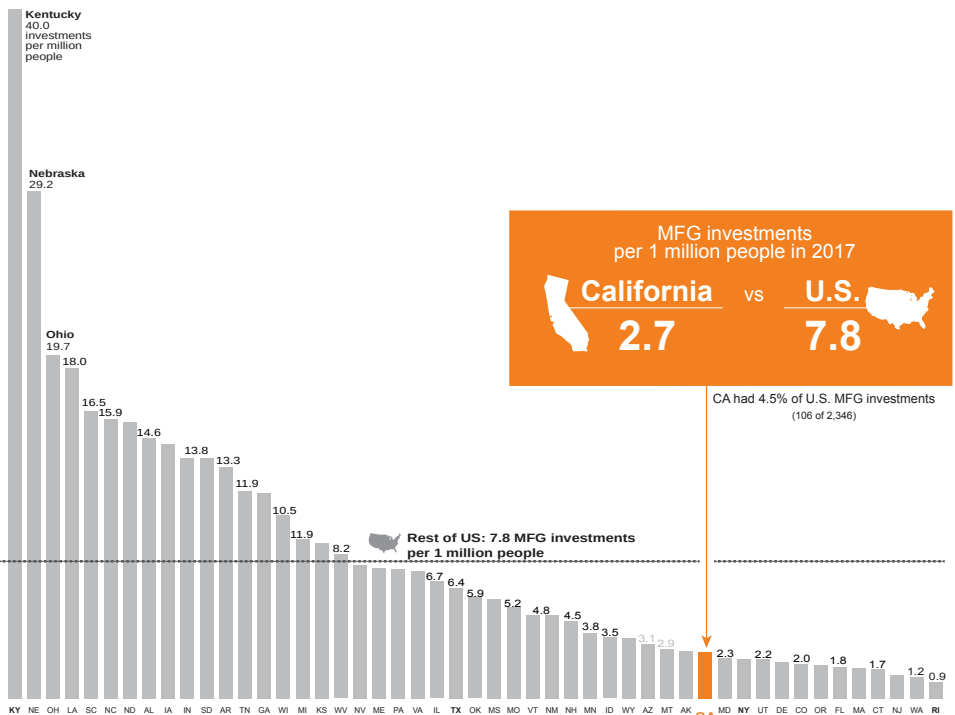


Chart: CA Manufacturers & Technology Assn. www.cmta.net

Sources: Center for CA Jobs and the Economy, CA Labor Market Information Dept., Bureau of Economic Analysis, Conway Data/Site Selection Magazine, and CMTA MFG database.